

FLEXIFOIL[®]

kitesports

Instructions for the **Triple A Bridle Adjuster**

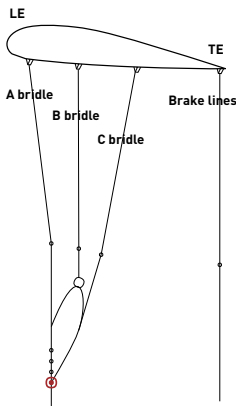
Adjustable Angle of Attack

The **Triple A System** comes as standard on the Blade IV series of kites, and is an optional upgrade for the Rage kites. It will also fit any kite that has a 'split-secondary' bridle system, such as the large Blade III's and many other manufacturer's kites (it has not been extensively tested on other manufacturer's kites so Flexifoil cannot guarantee the performance of the modification).

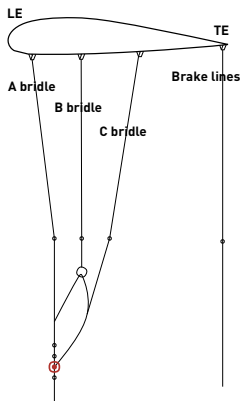
The **Triple A System** is a device to alter the relationship between the A, B and C bridle lengths for fixed power kites. This alters the angle of attack that the kite is 'set' at in flight, which varies the performance characteristics of the kite, so the kites can be tuned for the individual riding styles, and also the conditions of the day.

The **Triple A System** is designed to be adjusted when the kite is on the ground. It is not a system for depowering the kite whilst the kite is airborne.

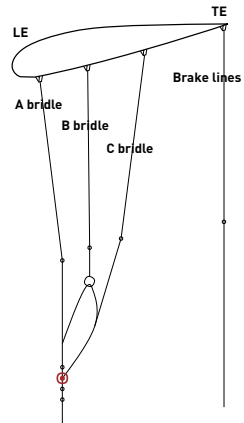
Changing the angle of attack the kite is set at changes the performance of the kite.



» **High Angle:** This sets the kite at the highest angle of attack. The kite is slower through the window, but more powerful. The kite sits deep in the window and is quite grunty. On certain kites it may make the kite slightly more difficult to launch, as the kite is slower.



» **Normal:** The kite flies fast and pulls relatively hard. This is the standard all round flying setup.



» **Low Angle:** The kite flies faster through the sky, and has less static grunt. The power of the kite is from flying the kite fast through the window. The kite sits at the edge of the wind window and will go upwind very well. This is useful for higher winds.

» **Very low angle:** This setting is mainly to be used on the larger kites. This reduces the raw power of the kite even more, speeds up the kite through the window and goes upwind well. On some types of kite this may result in slightly less stability in the kite.

The two settings that most users will use are the normal and low angle, with the high angle and very low angle to be used by more experienced users.

IF YOU ARE NOT SURE WHICH SETTING TO USE, SET TO "NORMAL" FOR BEST PERFORMANCE.